



TUCSON BRITISH CAR REGISTER

TBCR Board of Directors

PRESIDENT
Pete Williams
ptrwms@gmail.com

VICE PRESIDENT
Tim O'Keefe
okeefe.timothy@gmail.com

SECRETARY
Marc Koenig
MKo7144769@aol.com

TREASURER
Dave Germain
dkgermain@aol.com

DRIVING EVENTS
Ben Cohen
rct2bnc@aol.com

REGALIA
Libbie Gabriel
chrusos@aol.com

NEWSLETTER
Steve & Nancy Hosmer
seacocm@gmail.com
nqhosmer@gmail.com

WEBSITE
Harold Beekhuizen
gusbeekhuizen8@gmail.com

TBCR Mail Address
(Including Regalia Orders)

Tucson British Car Register
P.O. Box 30997
Tucson, AZ 85751-0997

TBCR Website
<http://www.tucsonbritish.com>

JANUARY CALENDAR

By Ben Cohen

Below is the schedule of upcoming events for January:

Tuesday Coffee

Every Tuesday – 0700 to 0900+

Starbucks – Corner of Swan Rd & Fort Lowell Road

1ST DRIVE

Saturday, January 04 – 08:00

Annual Meeting

Sunday, January 5th – 11:30

2ND DRIVE

Saturday, January 18th – Departure is TBD

BLAT

January 22 or 23 - Watch for Details

Other Upcoming Events:

- January 25th – SCV Car Nuts Car Show. Registration closes on 18 January!
- Fork & Fire British Night on 31 January – Final date and details to follow.

Volume 31
Number 01

In this Issue:

January Calendar

Announcements

Prez Sez

On the Road

- 1st Drive Dec 7th
- BLAT Dec 19th
- 2nd Drive Dec 21st
- Holiday Party Dec 15th

Potpourri

- Welcome New Members
- Tech Matters
- For Sale
- Out of Bounds


The Articles, opinions, suggestions, and items sale printed in the *Register* are solely those of the authors or offerors and do not reflect the official policy or warranty of TBCR, its officers or members unless noted.

Technical tips are for informational purposes only.

ANNOUNCEMENTS

SANTA CRUZ VALEY CAR NUTS CAR SHOW – 25 JANUARY 25

It is time to sign up for the show in Sahuarita. Registration is on www.carnuts.org and **closes on January 18th**.



**QUAIL CREEK VETERANS MUNICIPAL PARK
1905 S. OLD NOGALES HIGHWAY
SAHUARITA, ARIZONA**

**ON-LINE REGISTRATION BEGINS 01 OCTOBER 2024
www.carnuts.org**

A REMINDER from the Treasurer

The not-so-great news is that dues are due by the end of this year and are delinquent on March 31, 2025. New members from October 2024 forward are paid for 2025. The good news is that dues remain at \$35 per year and include a spouse/significant other in events and activities

* * To make this easy on both members and the Treasury Team you have the following options:

1. Go to our web site: tucsonbritish.com. Click on "Shop", then the "Member Renewal" button. There you can pay by PayPal.
2. Send a check made out to and mailed to Tucson British Car Register, P.O. Box 30997, Tucson AZ 85751-0097. Since checks are not always personalized, please include your name on the check.
3. Pay in person by check or cash at the informal Tuesday Coffees. Our Treasurer, Dave Germain is there on most Tuesdays.
4. Pay in person by check or cash on Saturday, November 30th, TBCR HOT DOG RUN and TBCR Elections.

For any option, please send changes in car or contact info, or questions, to Dave Germain at dkgermain6@gmail.com or by a written note.

TBCR MEMBERSHIP MEETING

Revised 12/4/24:
TBCR January 5th
Membership Meeting Update

Our TBCR Annual Membership meeting will be held at Brandi-Fenton Park (Alvernon Way & River Rd) SUNDAY, January 5th, 2025 at Ramada 2 (The Ramada with the Ant Sculpture on the roof)

Revised 12/4/24:

If you have any agenda / concerns items, please send them via email to Pete Williams, ptrwms@gmail.com by January 1, 2025.

[Apologies for omitting this important item.]

12/3/24 data:

Changes and information:

There will NOT be a tour before the meeting

Arrive at 11:30 AM.

- Bring your own picnic lunch.
- The meeting will start at 12:30 PM - after lunch
- Your Board members will present club information.
- The annual award(s) will be presented.
-

Thank you for attending the meeting.

The Prez Sez

By Peter Williams

Cheers & Happy New Year!

I hope you and your family had an excellent Holiday and New Year's Eve Celebration. I spent a very nice couple of days in chilly St. Paul MN with family.

Our TBCR Holiday party at the Culinary Dropout was a lot of fun. Attendees were rewarded with some very nice door prizes as well as lots of delicious food and refreshments.

January brings another car show. The Santa Cruz Car Nuts is hosting the Sahuarita Classics Car Show January 25th, 2025. We will be sending an email blast to the membership about where we are going to gather for our tour to the event.

At the conclusion of our December 19th car tour the Fork and Fire restaurant Manager told us he will be putting on a British band event the end of January. He was enthusiastic about the possibility of having British cars (and their drivers) attend the event. When we find out more about the event we will send an email blast about it. Tentatively, it is scheduled for Friday, January 31st. The time is TBD.

SCAMS

We would like to remind the membership about scams. Financial scams are increasing in intensity. Sometimes these poorly worded SCAMS are received via emails or texts. Other times they start out with a financial plea to help one of our club members, a family member, or a need to contact one of our officers (or family member) who, mysteriously, cannot be contacted. They ask for money to be sent to them via ZELLE or some other payment transfer system. Sometimes the amount requested is minor, other times the amount is rather large.

We want to let you know our events are always publicized well in advance, our officers are aware of these TBCR events. We do not ask our members to contribute sums beyond what has been publicized.

Your TBCR board members generally know when one or more of us will be out of town and how to contact us. Our board members' names and email addresses are visible in our newsletter. Over the years, your officers have regularly received these SCAM funding requests. If you send your personal funding to these entities, you will not be reimbursed by TBCR.

A further request to each of you, please do NOT share membership rosters which have more information on them.

As always,

Keep the rubber on the road and the shiny bits up.

Pete Williams

HOLIDAY PARTY

The annual Holiday Party was held at Cullinary Dropout. It is a great venue in a secluded party of the establishment and good food that one can eat all they want.



HOLIDAY PARTY (Continued)

The Raffle Drawing



[Editor's Note: The Raffle prizes consisted of cast vehicles that were collected over time by Peter's late wife. Special to him and now very special to the recipients. Thank you!]

ON THE ROAD

By the Editor

1st DRIVE – December 7th – Departing Park Place Mall off to the East then to the South returning toward the North with Breakfast at Triple T.

A little chilly morning but a good turnout.



ON THE ROAD (Continued)

1st DRIVE – December 7th



Finally, the best photograph of the Year 2024 (and many more!)

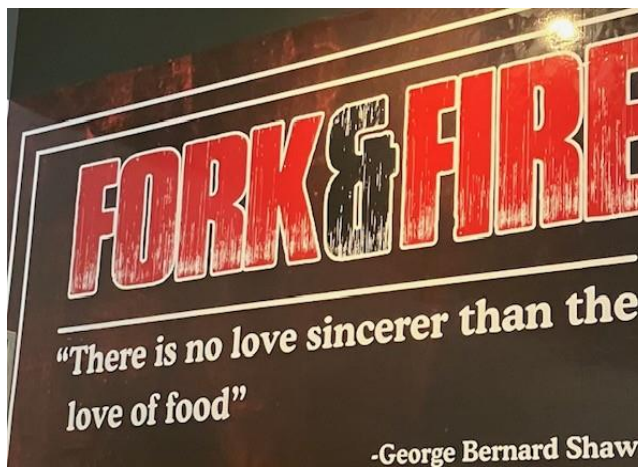


ON THE ROAD (Continued)

BLAT Tour – December 18th – Starting at La Cholla and Orange Grove traveling far West, then to Red Rock, crossing open county to the East and finally south to the *Fork & Fire* for lunch.

By Peter Williams

The BLAT Tour started out a bit cool, with some dust obscuring distant vistas. As the late morning (10 AM) launch time approached, it got a bit warmer. Our tour wound its way around the northwest and far northern area. Not sure if it was poor directions by the Drive Coordinator or a loose nut on the steering wheel of the Leader in a Caddie XRS but we all missed the left turn from Marana Rd onto the Frontage Rd which was the second turn after going under I-10. All of us took the first left turn which put us on I-10. After extensive examinations of spinning tractor trailer wheel lug nuts, we exited I-10 at Red Rock Rd and continued a short distance to our next turn Park Link Road. The cross-desert drive on Park Link provided excellent views of desert plants. We soon turned south on highways 79 then 77 to our restaurant destination, *Fork & Fire* in Oro Valley. The food was very good. By the end of lunch, we were down to open windows and shirt sleeves. We proceeded south to our homes.



ON THE ROAD (Continued)
BLAT – December 19th (Continued)



POTPOURRI

By the Editor

WELCOME New Members

We have new members who joined in December: The total member count is 168.

- **Tony Butler and Kate McGahan** from Green Valley driving either a green 1965 Sunbeam Tiger or a 1967 Austin Healy Sprite
- **Kenneth J Struuk and Mary Jimenez** from the Eastside driving either a green 1976 MGB or a yellow 1984 Rolls Royce Spur
- **Richard Jarrett and Deb Menting** from the Rillito area driving a 1960 Austin Healey Sprite

Contact details have been added to the Directory and badges have been ordered. Please keep an eye out for them and welcome them to the club.

TECHNICAL MATTERS

THE WILLIAMS FOLLY - The Saga Continues Again

MGB GT - Engine & Transmission Un-Holy Matrimony

By Pete Williams

Quiz: Oil Filling a 5-speed MGB Transmission?

I purchased a new 5-speed transmission for my MGB GT. It came with factory directions for which contained a NOTE that the purchaser should add the proper amount of fluid to the new transmission before using it as it is delivered without fluid. The directions say, "*The main case and shift case have separate oil and should be filled as follows: Oil capacity for Transmission Case is 2.0 L and the capacity for the Shift Control Case capacity is 290-330 ml.*"

One can plainly see the transmission fill plug which is just past the bell housing. However, the second fill point is not evident...

I called Moss Motors and asked them the following questions:

Question 1: Where's the second fill point for the Shift Control Case?

Question 2: Once installed in the car how does the owner check/add oil to the transmission without dropping the transmission?

It took them some time to respond. Here are their responses:

A1: Remove shift lever and fill it there.

A2: Moss suggested drilling a 1" or larger hole in the body above the transmission fill hole to access the hex plug. Then place a plastic plug in the hole you created.

I wonder if Moss Motors stocks the plastic plug.

POTPOURRI (Continued)
TECHNICAL MATTERS (Continued)

The 5-Speed Transmission:




Today was another monumental GT engine / transmission build. The tough parts were getting oil pressure and connecting the transmission.

POTPOURRI (Continued)

TECHNICAL MATTERS (Continued)

As suggested by the manufacturer, we had to prime the oil system by filling the large oil port that would go to the cooler. We did that with a turkey baster. (Strictly a garage tool!) in order to prime the oil pump. We were told to rotate the engine backwards. After a bit we used the starter to rotate the engine. We quickly attained 50 PSI, then 70 and finally back to 50 PSI oil pressure. Excellent!!!

Next, we attached the transmission assembly to the engine. The trans didn't want to seat easily. Eventually we got it installed with the prop shaft. When we rotated the engine the prop shaft also rotated. Success!!! (The black part is the engine. The shiny part is the transmission.)



Not surprisingly I now have more space in the garage as more parts are assembled and off the shelves. I have a surplus of old 4-speed MGB transmissions. Do you want or need one?

WHAT IS IT?

This is a device of the past that was present in the late '70's and lingered on into the '90's depending on the vehicle manufacturer.



If you know what it is, please respond to seacocm@gmail.com or seacocmnc@aol.com.

There were two members who responded, and both were correct.

From: "Mead, John S"
Date: December 2, 2024 at 3:08:30 PM MST
To: Stephen Hosmer
Subject: It is a Smog Pump

Yikes, an air pump that burns our exhaust valves.

John

From: Pam/David George
Sent: Monday, December 2, 2024 3:25 PM
To: Stephen Hosmer
Subject: What it is an air pump

Air pump is to help the engine pollute properly.
It has an inverse relationship to the engine running properly as it was originally designed.

David George

[I wonder if Hernan has internet way down South?]

FOR SALE

1979 Triumph Spitfire 1500

A non-member has a 1979 Triumph Spitfire 1500 that has been a project for the last 3 or 4 years. He really enjoys this LBC. Unfortunately, he is in a position where he needs to pass it along to someone to continue the loving care.

The following are the details of the vehicle:

- Arizona car no rust whatsoever.
- The car has a standard transmission with overdrive.
- New motor - all machine-work and new components.
 - The engine rebuild included Weber 2-barrel and Canon intake manifold
 - New electronic ignition.
 - I have all the original build parts and boxes of spare parts.
- The car is registered as a collector's car, so it is exempt from emission testing
- New Brakes all around and a new master cylinder.
- Radiator and cooling system rebuilt.
- New rear shocks and springs.
- New front shocks
- New tires
- New rubber seals on body
- The body has a fresh coat of the factory's original paint color.


Asking price is \$8K or best offer.

David Crose

d.crose99@gmail.com



FOR SALE (Continued)



FOR SALE (Continued)

ACTUALLY, NOT FOR SALE – COME AND GET IT IF YOU WANT IT!

A message from Bill Evans:

Good morning, Stephen.

A buddy of mine just removed this exhaust system from his 76 Triumph TR6 and installed an 'original' type system. He lives here in Sierra Vista and is giving away this exhaust system for free to anybody that might want it.

If there are any takers, they can contact me at 520-678-4883.

Thanks, Bill Evans
[Bill is a TBCR Member]



OUT OF BOUNDS

CAR SHOW MANIA

Still working on an annual calendar matrix of local and not-so-local car shows. It is a work-in-progress and hopefully published in the next newsletter.

TUESDAY COFFEE – LIKE A BAZAAR OF BRITISH CARS – SOMETIMES BIZARRE!

Tuesday Coffees start off on the veranda or at this time of year, inside the establishment where it is a little warmer and possesses discussion of a conglomeration of various subjects. It then when the temps rise it transitions to the parking lot where the lads and occasional Lasse meander amongst the collection of LBCs Bonnets up, boots up, doors open – who knows what they are doing or discussing. Then! Then when you think it is a normal and peaceful Tuesday, the wheels come off the wagon:

There's the TBCR Renegades:



The EU Invaders



OUT OF BOUNDS (Continued)

Are these British? [Yes! And we are certainly proud of them being member vehicles.]



ALL THE EGGS IN ONE BASKET

To test the garage space to ensure I don't leave any cars outside while I'm away I wanted to see how many vehicles I could stuff in the garage. The current count is 4 1/2 including the trailer at the back of the garage. If I excluded the trailer I could park a bug-eye or a Morris Minor at the back of the garage. Now about those pesky, but useful tools...crane, hydraulic table, engine stand, tripod under car stand & etc... if I had a shed, they could live there making about 1/4 car length available in the garage ... Hahaha

I did add a plastic cover on top of the Mercedes because a British car is above it. Do they leak? Of course! The Buick is in the house garage. Oh yes, the Vibe will be parked at the airport... leaving the front carport naked... er ... empty.

ALL THE EGGS IN ONE BASKET(Continued)



Car collecting is a magnetic situation. Whether it's cars that find you (begging to join your pack) or ones that you choose to add. Storing them can become a challenge.

Here's a quick quiz:

Q1: How many vehicles do you see in the garage?

Pick one... 5, 7, 3, 4, 4 or 5

Q2: What 2-digit years are they?

Pick more than one... 69, 80, 85, 78, 83, 79, 72, 73

Q3: What brands and models are they?

Q4: What do the flags represent?

HAPPY NEW YEAR!

Cheers,
Pete

Answers

A1: 4 – 1/2

A2: 69, 73, 79, 80, 85

A3: Respective Years: MGB Trailer, MGB GT, MGB LE Roadster (2), Mercedes Benz 300D

A4: Left to right... Alaska, Arizona, New Zealand, USA